

# Morgan Conservation District Est. 1955

200 West Railroad Avenue, Fort Morgan, CO, 80701

970-867-8568 ext. 3 • [morganconservationdistrict@gmail.com](mailto:morganconservationdistrict@gmail.com) • [www.morganconservationdistrict.com](http://www.morganconservationdistrict.com)

Office Hours: Thursdays 8 am—2 pm

## Summer 2023 Newsletter

### Office Update

We are excited to announce our new office hours! The office will be open every Thursday from 8 am to 4 pm. If you need to contact us at another time, please reach out at 720-361-6418 or [morganconservationdistrict@gmail.com](mailto:morganconservationdistrict@gmail.com).

### Conservation Tree Seedling Sales

Thank you to all of our customers for your support in our Annual Conservation Tree Seedling Sale!

We had great success this last year, and would love to hear your feedback on how to improve our tree sales. Please fill out our survey at <https://forms.gle/gjxu7q3fhmyB7a546> or contact us directly to share your feedback!

Tree Sales will open up again in December 2023, with an estimated delivery of May 2024.

Be sure to follow us on Facebook @MCDFortMorgan for updates, or join our email list at [www.morganconservationdistrict.com](http://www.morganconservationdistrict.com)



# SEEKING



# INPUT

**WHAT ARE YOUR  
CONSERVATION QUESTIONS  
OR CONCERNS?** 

---

- Do you struggle with noxious weeds or pest control?
- Is your water usage efficient?
- How are you mitigating wind and soil erosion?

**Let us know how we can help!**

› [morganconservationdistrict@gmail.com](mailto:morganconservationdistrict@gmail.com)

› 970-867-8568 ext. 3

## Grass Seed Sales

Did you know that we offer grass seed for sale? Seed can be used for CRP, pollinator plantings, or general erosion control and cover. We work with a local grass seed dealer to ensure timely delivery of all mixes. If you are interested in ordering a custom or pre-made mix, please contact our office!



### Benefits of planting Grass Seed:

- Erosion Control
  - Ground cover, especially with hardy, native grasses, can protect your soil from the elements. Native species often have deeper roots, and help keep topsoil and nutrients in the ground.
- Improve Air Quality
  - Increased oxygen production and air quality is a benefit for any planting
- Wildlife Habitat
  - Growing native plants and grasses creates a welcoming environment for any wildlife in the area. Grass seed mixes can be targeted specifically for pollinator plantings too! Tree windbreaks are also a great tool for improving and providing wildlife habitat
- Absorb carbon emissions
  - Healthy soils and plants help with the natural process of carbon sequestration—which helps in reducing carbon emissions

*Contact us today to learn more about how grass seed might benefit you!*



# Holyoke/Haxtun Rangeland Restoration Cheatgrass Field Day (FREE)

**When:** Thursday June 15, 2023 (2:00 PM-4:30 PM)

**Where:** Meet in Haxtun at the Community Center (125 E Wilson Street, Haxtun, CO). We will begin at 2:00 PM with a short 30 minute overview presentation followed by a field tour of several local ranch cheatgrass treatments. Snacks and drinks will be provided, and carpooling will be available.



**Why Attend:** Your rangeland is your most important asset, and unfortunately invasive annual grasses like cheatgrass are stealing crucial resources needed for optimal ranch profitability! On this tour you will see results from local rangeland restoration projects first-hand, utilizing a new tool Rejuvra. This tool provides up to four years of control with a single application, by selectively controlling production robbing annual grasses, helping to maximize the forage productivity and profitability of your grazed rangeland. We will provide additional information on this tool and discuss cost-share. **Those in attendance will be prioritized for upcoming cost-share opportunities.**

**Questions/RSVP:** Call Tanya Fell at the Yuma County Conservation District 970-332-3107



Get ready to take your farming operation to the next level with Acres USA and the STAR program!

Whether you're a seasoned farmer or just starting out, these primers will give you the tools you need to succeed in sustainable agriculture and soil health.

Learn more at <https://www.acresusa.com/colorado-soil-health/> or reach out to the Morgan Conservation District at [morganconservationdistrict@gmail.com](mailto:morganconservationdistrict@gmail.com) for a printed primer!



FREE

PREPARED BY ACRES U.S.A. FOR THE COLORADO DEPARTMENT OF AGRICULTURE



# LOCAL PRODUCERS NEEDED

Tell us about  
practices that have  
worked for you at our  
Conservation Coffee  
Hour video podcast!

If you'd like to be  
featured, reach out to  
us at 720-361-6418

We are seeking local producers to highlight conservation practices being implemented in Morgan County. If you or anyone you know has used a practice which improved their operation or conservation of natural resources, please reach out! Our “Conservation Coffee Hour” will be a video podcast series spotlighting different producers in the area—stay tuned for future episodes!





# Cost Share Boundary Fence to Graze Expired CRP

## Grazing to Sustain Grasslands

Bird Conservancy of the Rockies and USFWS Partners for Fish and Wildlife are partnering with landowners to help transition exiting acres from the Conservation Reserve Program (CRP) into a managed grazing system. We are offering a voluntary cost share program on the eastern plains of Colorado to help landowners purchase materials for boundary fence and/or water tanks to facilitate a managed grazing system on expired CRP pastures. Managed grazing supports livestock operations, rangeland health, and creates excellent habitat for grassland birds and other wildlife.

## Benefits of Partnering

- Receive **70% cost share, up to \$22,000** per project for boundary fence materials and/or removable water tanks, and wildlife ladders, to implement managed grazing on expired CRP
- Boundary fencing increases eligibility to enroll with Farm Bill programs for further financial and technical assistance
- Improved ranch viability through a long-term grazing plan on expired CRP pastures
- Managed grazing creates excellent habitat for grassland birds and other wildlife.



*Pair on the eastern plains, Photo by Rachel Belouin*



*Lark Bunting, Colorado State Bird, Photo by Ryan Parker*

## Qualifications



*Wildlife-friendly fence for livestock and safe wildlife passage. Photo courtesy of NFWF*

- Must currently own expired CRP field
- Collaboration on a 10 – year grazing plan for the CRP pasture(s)
- Installation of wildlife-friendly fencing for entire boundary area
- Compliance with NEPA & cultural clearances
- Allow wildlife biologist to conduct seasonal nesting survey prior to fence installation and photo monitoring after install, every 3-5 yrs.

This voluntary program requires landowner(s) to purchase materials and undergo cultural and NEPA clearances conducted by USFWS. Reimbursements will be paid after site inspection of completed work and within 30 days of Bird Conservancy receiving the funds from its grantor, the National Fish and Wildlife Foundation. All boundary fence must be installed by September 30, 2023 to receive reimbursement. This offer is for **supplies and materials only** and does not include the cost of labor.

*Connecting People, Birds and Land*  
[www.birdconservancy.org](http://www.birdconservancy.org)

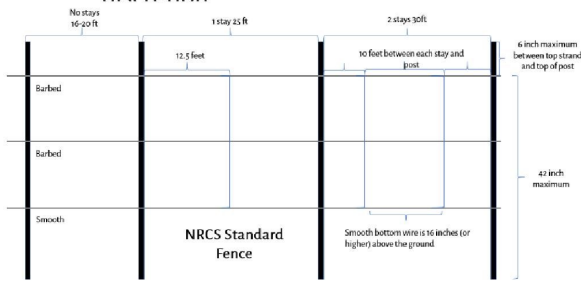


# Cost Share Boundary Fence to Graze Expired CRP

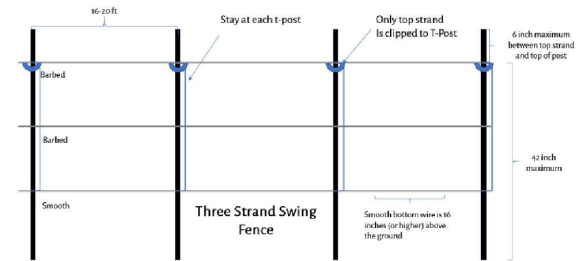
## Fence Options and Specifications

Bird Conservancy and PFW collaborated with ranchers to design and select 6 cattle tested wildlife-friendly fences. Each fence is durable, proven to be low maintenance, visible to wildlife, and flexible for wildlife and debris to move across rangelands while containing cows, calves, and bulls.


- All fence options have a smooth bottom wire at least 16 inches off the ground with the top wire at 42 inches or lower; wooden posts are trimmed to 48 inches or lower; braces should be placed every ¼ mile
- Select at least 12.5-gauge wire; 14-gauge for barbed; and 16-gauge or higher for ties
- Select new wire for 950 lbs. or 70,000 PSI
- Other fence materials and design decisions, including line posts and H-braces, are up to landowner discretion




Option 1: NRCS wildlife-friendly fence with smooth bottom strand and top strands barbed



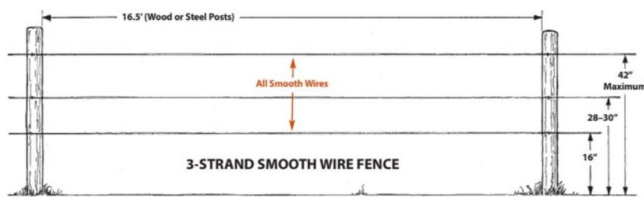
Option 2: Three strand wildlife-friendly swing fence with smooth bottom strand, top strands barbed (developed to allow tumbleweeds and debris to pass)



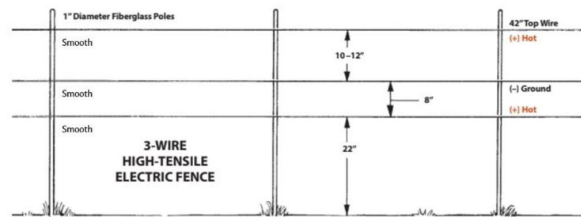
Option 3: Colorado Parks and Wildlife, wildlife-friendly fence with top strands smooth, middle strands barbed, and top strand with high visibility



Option 4: Colorado Parks and Wildlife, wildlife-friendly fence with smooth bottom strand and top strands barbed



Option 5: Colorado Parks and Wildlife, wildlife-friendly fence will all strands smooth



Option 6: Colorado State Parks and Wildlife, wildlife-friendly fence (suitable for bulls)

## Contact Information

For more information or to enroll, contact Trent Delahanty at [trent.delehanty@usda.gov](mailto:trent.delehanty@usda.gov)/ 719-254-7673 ext. 3022 for southeast, CO or Renea Wilson at [renea.wilson@usda.gov](mailto:renea.wilson@usda.gov)/ 970-427-3350 for northeast, CO.

*Connecting People, Birds and Land*  
[www.birdconservancy.org](http://www.birdconservancy.org)



# Colorado Strawberry Ice Cream

By Colorado Proud & Chef Jason K. Morse, C.E.C., 5280 Culinary, LLC and Ace Hardware Grill Expert  
Follow along at <https://youtu.be/n78dy2t9Vpo>

Yields: 6-8 Servings

**Ice Cream Base Recipe** Make 24 hours before making ice cream

## Ingredients

**1 Cup** Sugar, White, Granulated (divide into two ½ cup portions)

**5** Egg Yolks, Jumbo

**1 ½ Cups** Milk, Whole

**1 ½ Cups** Cream, Heavy Whipping

**2 tbsp** Vanilla Paste or Extract (for depth of flavor, I prefer paste)

## Directions

- 1 – In a medium sized mixing bowl add the 5 egg yolks and ½ cup of granulated sugar
- 2 – With a whisk, carefully combine the yolks and sugar and mix until lighter yellow in color (2-3 minutes)
- 3 – In a small sauce pan add the milk and over low heat, heat milk to 160°F
- 4 – Carefully and with someone holding the bowl, slowly pour the milk mixture into the egg yolks, while whisking to combine
- 5 – Pour the egg mixture into the small saucepan and return to the heat
- 6 – With low heat carefully bring the mixture back to 165°F while mixing with a wooden spoon (be careful not to scorch bottom of pan/ice cream base)
- 7 – When temp reaches 165°F, remove the pan and allow to cool for 5 minutes
- 8 – Add to the sauce pan (milk and egg mixture) ½ cup granulated sugar, 2 tbsp vanilla paste (or extract) and 1 ½ cups heavy cream
- 9 – Using the whisk, whisk well to combine
- 10 – Place a sheet of plastic wrap onto the surface of the cream mixture and then also cover the bowl
- 11 – place this mixture into the fridge and let cool overnight or at least 16 hours

**Sugared Strawberries Recipe** Make 2-3 hours before freezing ice cream base / making ice cream

## Ingredients

**4 Cups** Strawberries, Washed, Hulled and Sliced, medium thickness

**½ cup** Brown Sugar

## Directions

- 1 – Wash, Dry and Hull the strawberries
- 2 – Slice into medium thick slices and place into a mixing bowl
- 3 – Add the sugar and using a spoon mix well to combine
- 4 – Place into the fridge, uncovered and let rest until needed

## Colorado Strawberry Ice Cream Preparation

\* Chefs tips – using an ice cream machine/freezer/attachment will provide a richer, smoother ice cream

## Directions

- 1 – Place frozen mixer bowl onto mixer
- 2 – Add the top piece and scraper paddle
- 3 – Add in the chilled ice cream base and turn mixer onto low speed
- 4 – Churn ice cream at low speed (setting 3-4)
- 5 – Churn for 20-25 minutes or until ice cream looks like soft serve ice cream
- 6 – Lower the bowl and remove mixing paddle, then remove bowl from the mixer
- 7 – Add the strawberries and 50% of the juice into the ice cream and fold into the mixture
- 8 – Add the rest of the juice and fold in
- 9 – Place bowl into freezer and freezer until desired firmness of ice cream is reached
- 10 – Scoop and serve with sliced strawberries

# Thank you to our Sponsors!

PLATINUM



GOLD

## Wickstrom Farms

SILVER



BRONZE

